



A Study of Frustration among college Going Students

Dr.Ramesh D.Waghmare

Godawari College Ambad.Dist.Jalna (M.S.) Email- rdjalna@rediffmail.com

Abstract The purpose of the present study was to investigate the impact of gender and Living of Area of the college students on Frustration. The sample for the study comprised of 200 college students from Ambad, jalna Dist. (M.S.). In each 100 male college going students (50 urban and 50 rural male students) and 100 female College Going students (50 Urban and 50 rural students). The scale was used for data collection Frustration test constructed by Dr.N.S.Chauhan and Dr.Govind. Where gender and Living of Area were considered as independent variables and Frustration as dependent variables. 2x2 factorial design was used and data were analysis by Mean, SD and ANOVA. Results 1) Male College Students high Frustration than Female College Students. 2) Urban College Students high Frustration than Rural College Students.3)There is significant Interaction between gender and Living of Area on dimension of Frustration among College Going Students. 4) Urban Male College Students high Frustration than Rural Male, Urban Female and Rural Female College Students.

Keywords – Gender, Living of Area, Frustration.

Introduction

Frustration is an important psychological, construct which is universally cosmopolitan variable among the mankind this especially plays vital role among the secondary and higher secondary science and non science students, who always struggle with critical and chaotic situations for the survival and to stand on the academic firmament. A magnitude of the factors is responsible for developing frustration among the students a mild degree of frustration, to conquer the situation is essential but the higher degree of the same is venomous for persons and especially for the student's achievements. In this situation person is paralyzed to a greater extent with reference to his achievement. It is due to fact that he is not in position to channelize his energy in right direction. Frustration has been proved as a course for society and individuals. It is due to this fact that scientific approach is longing behind, which is essential criteria even for survival of mankind. Frustration is a construct which affect the personality and the way of conduction of an individual to a great extent. Along with educational domain in other domains Physical Social, moral education, political religious and emotional are also affected due to this variable. Therefore, by studying toughly the level of

frustration of the different groups, it can be found out the extent and degree of frustration among the students and according this the educational setup and course should be reformed to give then orientation for having logical approach of scientific attitude in every walk of life.

Statement of the problem

A Study of Frustration among college Going Students

Objectives

To examine the Frustration among college Going Students.

Hypotheses

- 1) There is no significant difference between Male & Female College Going Students with dimension on Frustration.
- 2) There is no significant difference between Urban & Rural College Going Students with dimension on Frustration.
- 3) There is no significant Interaction between gender and Living of Area on dimension of Frustration among College Going Students.

Methods

Participants

The present study sample go was selected from college students of Ambad , Jalna Dist. in Maharashtra. To select the sample Gender and Location in which students study of College Students were considered as per independent variable taken in this research stratified random sampling method was employed to select the unit of sample. Total sample of present study 200 college students, in which 100 were Male College Students (50 urban and 50 Rural Students) and 100 Female College Students (50 urban and 50 Rural Students). The subject selected in this sample will be used in the age group of 18 years to 21 years (Mean – 19.16, SD- 2.01.) and Ratio 1:1. Thus total sample includes as shown in the following table.

Location	Gender		Total
	Male	Female	
Urban	50	50	100
Rural	50	50	100
	100	100	200

Research Design

2x2 Factorial design used in the present study.

		A	
		A1	A2
B	B1	A1,B1	A2,B1
	B2	A1,B2	A2,B2

A- Gender A1- Male A2- Female

B- Location B1- Urban B2-Rural

Variables of the Study

Variable	Type of variable	Sub. variable	Name of variable
Gender	Independent	02	1) M a l e 2) F e m a l e
Living of Area	Independent	02	1) U r b a n 2) R u r a l
	Dependent	-	Frustration

Aspect	Name of the Test	Author
Frustration	Frustration test (1972)	Dr.N.S.Chauhan Dr.Govind

Instruments

Frustration Test (1972)

Frustration Test by Dr. N. S. Chauhan and Dr. Govind Tiwari (1972) the scale consists of 40 items out of which each of the four modes of frustration has 10 items. The selected items were classified under the category for more than 75% of the time. Items that were classified for more than one category were dropped. Thus category exclusiveness of items was preserved. Each item has six options i.e Very much, Much, Ordinary, Less, Very less, Not at all. All 40 items have been graded on 5 point scale on the positive dimension and a zero point on the negative dimension. The test-retest reliability for the scale coefficient 0.88 The Frustration test validity is satisfactory.

Procedures of data collection

The following research methodology was used in the present study. The primary information was gathered by giving personal information from to each to each student. The students were called in a small group of 10 to 15 students. To fill the inventories subjects were given general instructions belongs to each scale. The students provided the Frustration Scale.

Data analysis

The data were analyzed as follows.

The Mean and SD with graphical representation for Gender (Male and Female College Students) and Living of Area (Urban and Rural College Students) on Frustration was analyzed. 2x2 Factorial designs was selected to adequate of statistical analysis of ANOVA in order to examine the roll of main as well as subsequently on student’s Frustration.

Results and Discussion

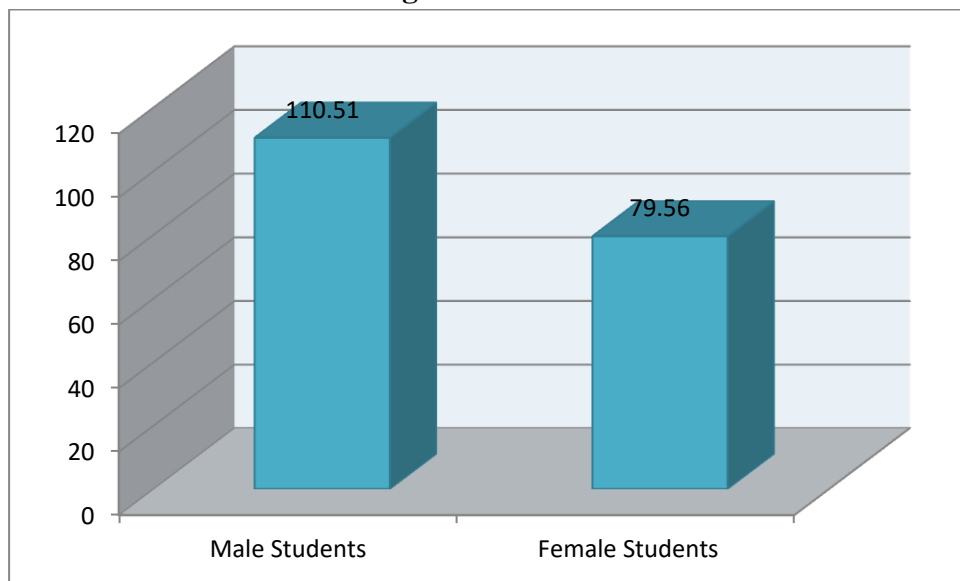
The analysis of data interpretation and discussion of the results are presented below.

Table No.01 Show the mean, SD and F value of Gender on Frustration

Gender	Mean	SD	N	DF	F	Sign
Male Students	110.51	31.68	100	198	176.16	0.01
Female Students	79.56	21.91	100			

(Critical value of “f” with df 98 at 0.01 = 3.94 and at 0.05 = 6.90 and NS- Not significant)

Figure No.01



Observation of the table No.01 and Figure No.01 indicated that the mean value of two classified group seems to differ from each other on Frustration. The mean and SD value obtained by the male college students 110.51, SD 31.68 and Female College students was 79.56, SD 21.91, Both group ‘F’ ratio was 176.96 at a glance those Male college student shows high score than Female college students.

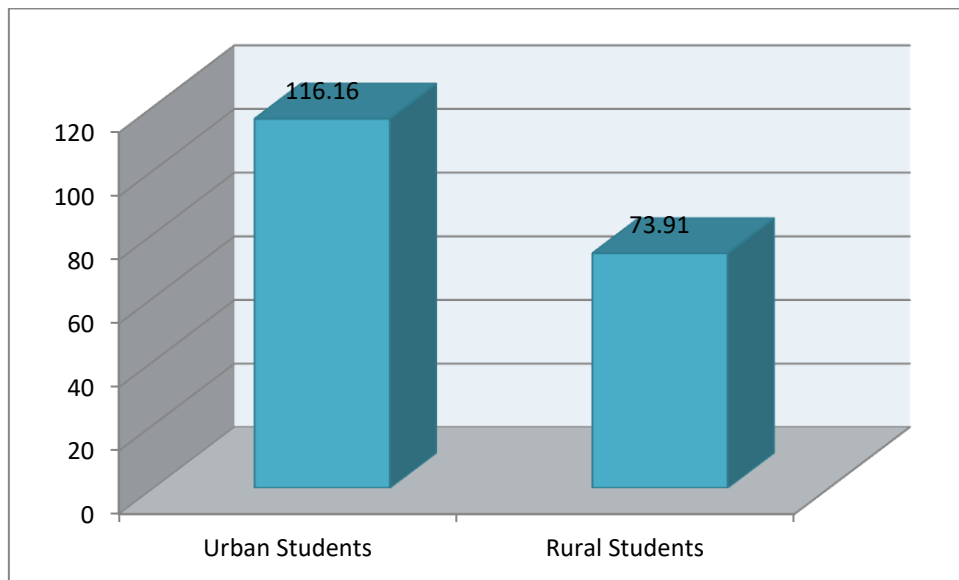
In the present study was hypothesis related Frustration and Gender. It was “There is no significant differences between Male and Female college students with dimension on Frustration. Gender effect represent the Frustration was significant ((F- 176.96, 1and 199, P<0.01). This is significant 0.01 and 0.05 levels because they obtained ‘F’

value are high than table values at 0.01 and 0.05. In the present study was found that male and female college students significant differences from Frustration. The findings of the not supported the hypothesis, they are hypothesis rejected the present study. Its means that Male College Students high Frustration than Female College Students.

Table No.02 Show the mean, SD and F value Living of Area on Frustration

Living of Area	Mean	SD	N	DF	F	Sign
Urban Students	116.16	26.41	100	198	328.19	0.01
Rural Students	73.91	19.21	100			

(Critical value of “f” with df 199 at 0.01 = 3.94 and at 0.05 = 6.90 and NS-Not significant)



Observation of the table No.02 and Figure No.02 indicated that the mean value of two classified group seems to differ from each other on Frustration. The mean and SD value obtained by the Urban college students 116.16, SD 26.41 and Rural College students was 73.91, SD 19.21, Both group ‘F’ ratio was 328.19 at a glance those Rural college student shows high score than Urban college students.

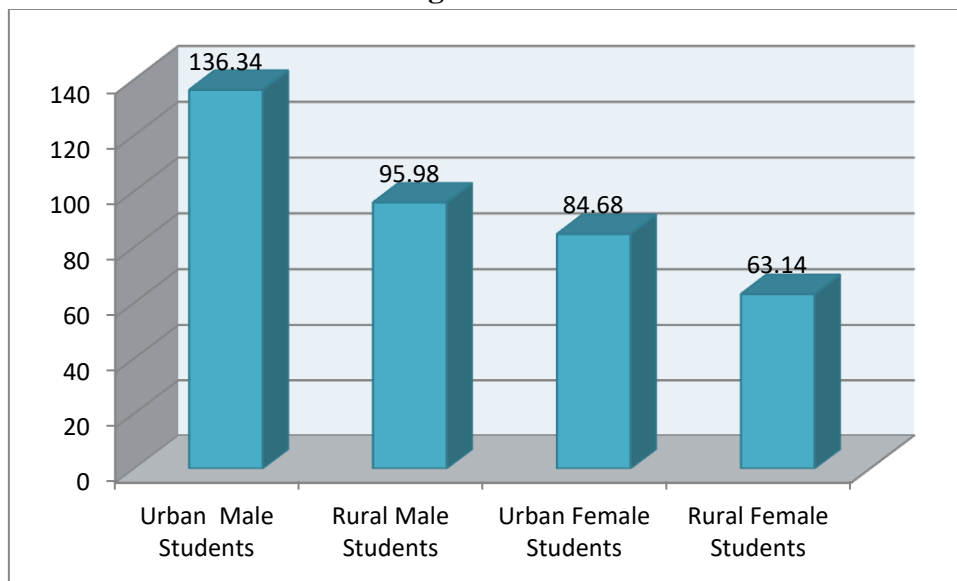
In the present study was hypothesis related Frustration and Living of Area. It was “There is no significant difference between Urban and Rural college students with dimension on Frustration. Living of Area effect represent the Frustration was significant ((F- 328.19, 1and 199, P<0.01). This is significant 0.01 and 0.05 levels because they obtained ‘F’ value are high than table values at 0.01 and 0.05. In the present study was found that Urban and Rural college students significant differences from Frustration. The findings of the not supported the hypothesis, they are

hypothesis Rejected the present study. Its means that Urban College Students high Frustration than Rural College Students.

Table No.03 Show the mean, SD and F value Gender X Location on Frustration

Gender X Location	Mean	SD	N	DF	F	Sign
Urban Male Students	136.34	18.98	50	196	16.00	0.01
Rural Male Students	95.98	14.76	50			
Urban Female Students	84.68	17.51	50			
Rural Female Students	63.14	14.21	50			

Figure No.03



Means and SD obtained by the four classified groups on the measure of Frustration were given in table No.03 and Figure No.03. The four classified groups were the same, which were classified on the basis of two independent variables namely Gender and Living of Area. Examination and it shows of the means and SD of the four classified groups scores obtained on Frustration is more or less normally distributed. On this measure, high score indicates high Frustration, so if the mean scores were examined then all groups had shows high Frustration. For example Urban Male Students mean score was 136.34 & SD was 18.96, it was concluded this score was high then the other groups (Rural Male Students= 95.98 & SD 14.76, Rural Female Students= 84.68 & SD 17.51, Rural Female Students= 63.14 & SD 14.21).

In the present study was hypothesis related Frustration and Interaction Gender X Living of Area. It was “There is no significant Interaction between gender and Living of Area on dimension of Frustration among College Going Students.

Interaction Gender X Living of Area is significant F value of (F= 16.00, df=1 and 199, p<0.01, p<0.05)) is significant, both level is significant. Its means that there is significant Interaction between gender and Living of Area on dimension of Frustration among College Going Students.

Delimitations of the study

- 1) The finding of the study is based on very sample.
- 2) The sample was restricted to Ambad, Jalna Dist. in Maharashtra.
- 3) The study was restricted to only B.A. arts college students (arts facility) only.
- 4) The study was restricted students are only 18-21 years only.

Conclusions:

- 1) Male College Students high Frustration than Female College Students.
- 2) Urban College Students high Frustration than Rural College Students.
- 3) There is significant Interaction between gender and Living of Area on dimension of Frustration among College Going Students.
- 4) Urban Male College Students high Frustration than Rural Male, Urban Female and Rural Female College Students.

REFERENCES

- Egor G.O. (2010). Frustration as Predictor of Pro-Active Sport Behaviour of Nuga Athletes In South Eastern Nigeria, *International Journal of Applied Psychology and Human performance* Vol. 6 (2010) ISSN, 1473 – 9237.
- Li-qin Yao (2010). Effect of different stress stimulation on frustration tolerance of female college students with different temperament, *African Journal of Business Management* Vol. 4(13), 2790-2795.
- Brown, J.S. and Ferber, I.E. (1951), Emotions Conceptualized as Intervening Variables with Suggestions Towards of Frustration’, *Psychological Bulletin*, No. 48, PP. 465.
- Chadha, N.K. and Gill, Simrata (1985), ‘A Factor Analytic Study of Socio-Economic Status’, *Frustration and Anxiety*, Vol. 29(2), PP. 106-109.
- Chauhan NS, Tiwari GP. Manual of frustration scale. Agra: Agra Psychological Cell; 1972.
- Davis, E. E. and Ekwall, E. E. (1976), ‘Mode of Perception and Frustration in Reading’, *Journal of Learning Disabilities*, Vol. 9(7), PP. 448-454.
- Filer, R.J. (1952), ‘Frustration, Satisfaction and other Factors Affecting the Attractiveness of Goal Objects’, *J. Abnorm, Soc. Psychol.*, Vol. 47, PP. 203-212.
- Garrett, H.E. (1981), ‘ Statistics in Psychology and Education’, Vakils Feffer and Simons Pvt. Ltd., Bombay.
- Gyanani, T.C. and Saxena, S. (2004), ‘Frustration Reaction Patterns as a Function of Gender, Cognitive Style and Conformity at Different age Levels’, *Behavioural Scientist*, Vol. 5(1), PP. 59-64.
- Kothari, C.R. (2001), ‘Research Methodology: Methods and Techniques’, Wishwa Prakashan, New Delhi.
- Lidhoo, M.L. and Sapru, A.K. (1989), ‘Level of Frustration among College Students in Relation to their Intelligence and Social Class’, *Indian Educational Review*, Vol. 24(4), PP. 133-140.
- Maier, N.R.F. (1949), ‘Frustration: The Study of Behaviour without a Goal’, New York, McGraw Hill.
- Maier, N.R.F. (1956), ‘Frustration Theory: Restatement and Extension’, *Psychological Review*, Vol. 63, PP. 370-388.
- Miller, N.E. (1941), ‘The Frustration-Aggression Hypothesis’, *Psychological Review*, Vol. 38, PP. 337-342.
- Zhou Q (2010) The relations of temperamental effortful control and anger / frustration to Chinese children’s academic achievement and social adjustment: a longitudinal study. *J Educat. Psychol.* 102(1), 180-196.